



WEST COAST TURE

Life is short. Sod it!



**Growers and Installers of
Premium Quality Sod and Stolons**





ABOUT US

- ✦ **Founded in 1991 – 30 years in business**
- ✦ **Over 2,800 acres and 230 employees**
- ✦ **Farms in 8 locations: Coachella Valley, CA; Escondido, CA; Winchester, CA; Livingston, CA; Patterson, CA; Scottsdale, AZ; Eloy, AZ; Baja Mexico (WCT de Mexico)**
- ✦ **Specialize in sod and sod related products and services**
- ✦ **Family owned and operated**
- ✦ **Key Markets: Residential, Stadiums, Landscapers, Developers, Golf Courses, Municipal, Commercial, Retail**
- ✦ **Sod for 8 Super Bowls, 7 NCAA Football National Championship games, 9 World Series**
- ✦ **Currently sod provider for 15 college and professional sports teams stadiums**



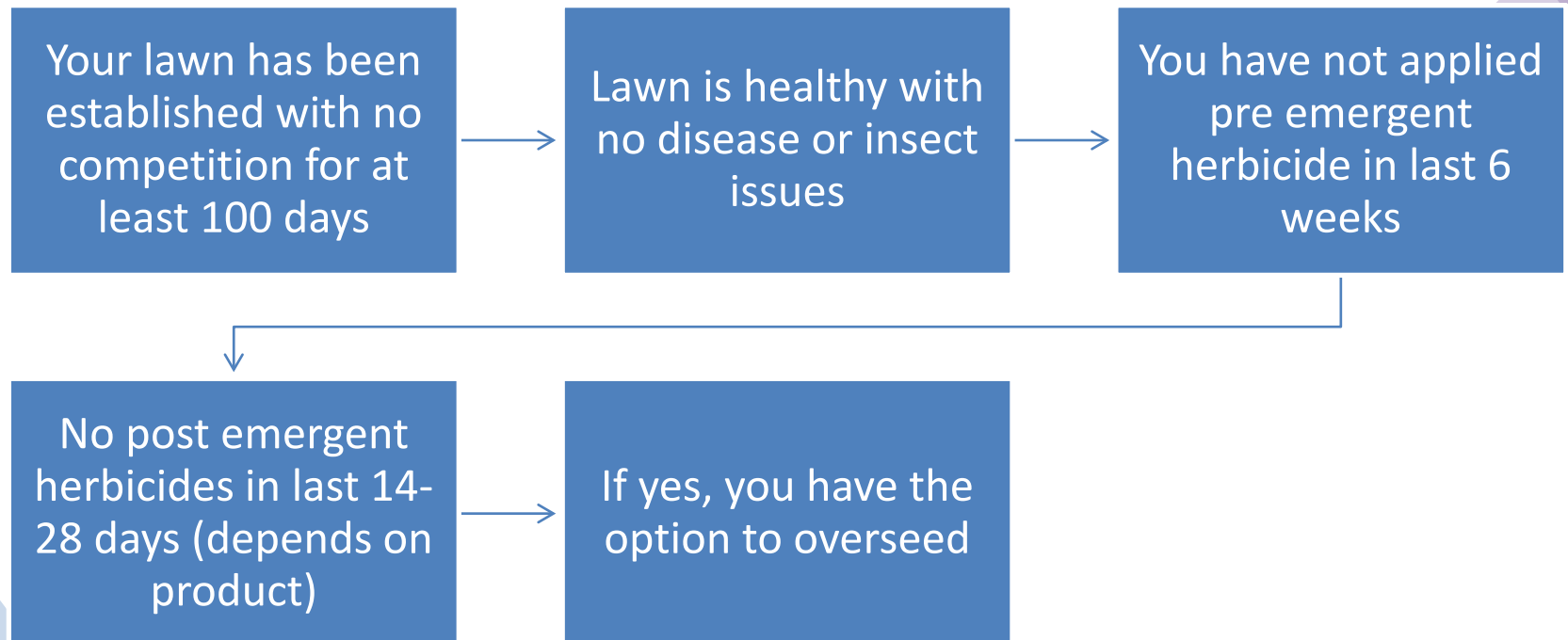
Fall overseed in Arizona


Jay Danek

Jay.danek@westcoastturf.com



Should I overseed my lawn?





Do I have to overseed? No

Not overseeding
allows rhizomes to
get stronger

Forgoing overseed
will save \$ and
maintenance
expense

Your lawn will green
up quicker with no
competition in the
spring

You can apply turf
paint or dye if you
want winter color

Overseed preparation

Do not fertilize after
September 1st

Purchase quality
perennial ryegrass
seed and starter
fertilizer

Pick your expected
overseeded date

Ideal window is
October 1st-October
31st when nights are
55-65 degrees

Do not apply pre
emergent less than
6 weeks prior to
seeding.

Barricade must be
applied 6-8 weeks
prior



Two weeks away from seeding



14 days before seeding
raise your mowing
height 50%



Reduce water by 25-
30%



Plant Growth Regulator

PGR's can be used to slow bermudagrass growth

They are not necessary for overseeding

Reduced bermudagrass growth gives ryegrass seed a better chance to thrive

PGR's can be applied between 1-2 weeks out



Types of PGR's

Primo (most often used)
apply 1 week prior to seeding

Primo rate is .25-.5 oz/1000
SF

Won't cause color loss, stunts
bermudagrass growth

Makes leaves tighter, more
dense

Can be applied every 4 weeks
all winter to reduce growth



Alternative options

Some golf courses
use diquat or
Triclopyr to dry out
leaves, reduce waste

These burn the turf
and lower clipping
yield prior to
scalping

Picking out seed

Always buy a high-quality seed with no less than 85-90% germination

Zero weed seed in the bag

Perennial ryegrass is most often used

Annual ryegrass can be used but is a much coarser grass and not as good of color

Single source, blends, intermediate ryegrass



Annual Ryegrass

- Annual characteristics
 - Light Green
 - Inexpensive
 - More mowing
 - Coarser leaves
 - Not as clean of a look as perennial ryegrass
 - Grows tall and lanky

Perennial Ryegrass



Dark green color



Fine leaf texture



Lasts longer in
spring



Tolerates heat
better than
annual in spring

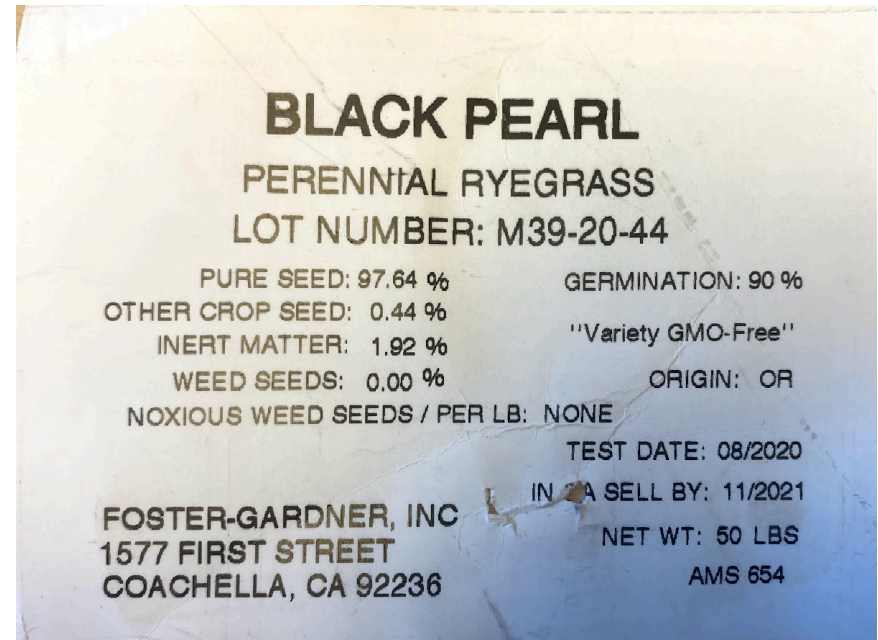


More expensive



Calculating seed needs

- Overseed rate is 10-15 pounds of seed per 1000 SF
- Calculate seed needed to achieve desired rate
- Germination rate x Purity of seed = amount of good seed in a bag (ex. Germination 90% x 98% Purity = 88% of the bag is Pure live seed)
- $.90 \text{ germ} \times .98 \text{ purity} = 88\% \text{ PLS}$
- In a 50 lb bag 88% is PLS
- To plant at 15 lbs/1000 SF we need $15 \text{ lbs} / .88 \text{ PLS} = 17 \text{ lbs}$ to get 15 pounds that germinates



Irrigation

Check irrigation prior to seeding

Make sure all sprinklers are adjusted

Sprinklers turning and filters clean

Calculate water volume



Scalping

- 1-3 days prior to scalping turn off your water
- Scalp the lawn back to the original height before you raised it up 50%
- Then lower mower 25% and scalp again
- If grass is too tight lightly verticut or power rake two directions
- Do not go deep and pull up rhizomes
- Dense grasses (419, Tiftuf, BOBSod) require verticutting





Clean up

Clean up

Clean up the entire surface by bagging clippings

Rake

Rake any additional material

Blow off

Blow off debris if necessary


Seeding

- Use a drop spreader and outline the yard perimeter
- Make two passes around the yard at $\frac{1}{2}$ rate of seed (keeps seed out of gardens)
- Use broadcast spreader at $\frac{1}{2}$ rate two directions for the center of your yard
- Lightly rake or drag seed into grass for seed to soil contact



Starter Fertilizer

- Apply starter fertilizer to the ground
- Recommended products are 11-52-0, 16-20-0, 6-20-20, or Soil Burst 4-4-2
- Apply 1 pound of actual nitrogen per 1000 SF
- Numbers on the bag represent percent of Nitrogen, Phosphorus, and Potassium
- Ex. To get 1 pound of N in 11-52-0 you need 9 pounds of product ($1/.11 = 9$ lbs)
- Turn on the water



Mulch or topper

Not needed for
successful overseed

Doesn't reduce birds
eating seed and
plenty of seed being
planted

Can be used if
seeding late in
November to heat up
ground





Irrigation

- Set irrigation to water 4-5x daily for 5-10 minutes depending on sprinkler and soil type
- Don't flood the ryegrass
- Check sprinklers often for adjustments
- Keep seed moist to germinate

Mowing

- First mow of turf should be around day 14
- Turn off water in morning and let grass dry out until late afternoon
- Mow the lawn dry at 2-3" for rotary mowers and 1-1.5" for reel mowers
- Gradually lower height with each mow
- Use 1/3rd rule when mowing
- Fertilize after second mow with 15-15-15, 21-7-14, or 10-10-10







Irrigation



CUT BACK
IRRIGATION AFTER
TWO WEEKS



REDUCE WATER TO 1
MORNING AND 1
AFTERNOON
WATERING FOR A
WEEK



WEEK FOUR REDUCE
TO ONE IRRIGATION
CYCLE PER DAY



AFTER LAWN IS
ESTABLISHED (4+
WEEKS) WATER .5-
1.5" PER WEEK
DEPENDING ON
TEMPERATURE
NOVEMBER
THROUGH MAY

Fertilizer



- Fertilize monthly with nitrate fertilizers
- Iron, Seaweed extracts help with color, growth
- Good fertilizer mix is water soluble ferrous sulfate and potassium nitrate
- Iron will stain walks, concrete, decks so leave gaps and cover
- Foliar feeding works well December-February


Pre and post herbicides

- Pre emergent herbicides such as Prodiamine and Dimension must be applied 6-8 weeks before overseeding
- Post emergent herbicides are safe after ryegrass has been established for 30 days
- Always read the label for rates



Non overseeded turf

- Mow turf down to ½"-1" and let go dormant
- Water 1x per month if no supplemental rainfall November-February
- Apply Barricade between 10/15-11/15 to control winter weeds
- Sit back and watch your neighbor mow





Contact Information

- www.westcoastturf.com or 1-888-893-TURF
- Turf blog: <https://blog.westcoastturf.com>
- Jay.danek@westcoastturf.com